

Log in to the EBSCO library

As part of the school's subscription, students and teachers can take full advantage of access to the EBSCO library. Access is possible via unlimited wifi from the school, and for access from home or a mobile application, it is necessary to create an account on the library portal.



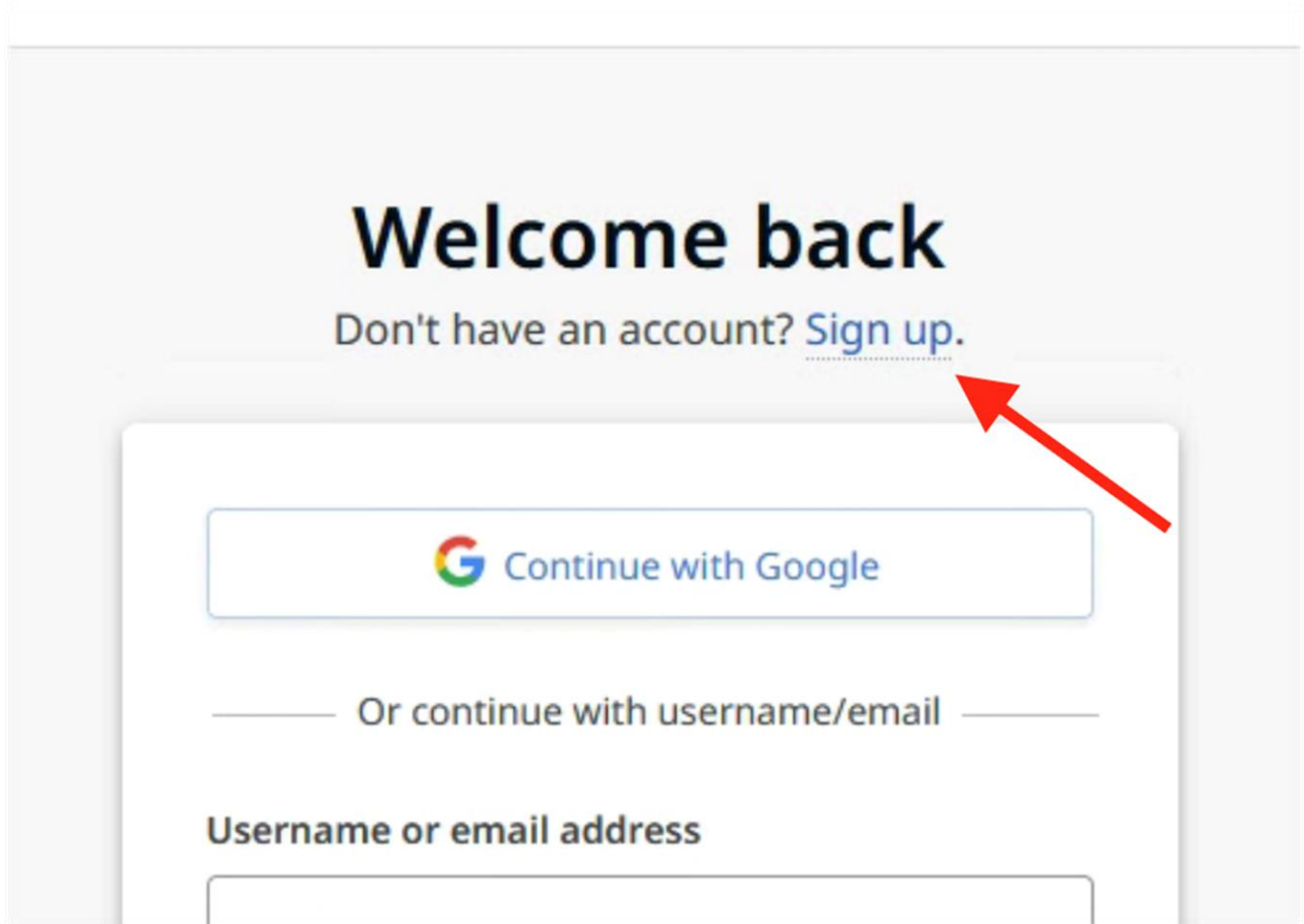
[ENTRANCE to the library](#)

Create an account in the EBSCO library (must be created for school wifi)

1. Enter the EBSCO library and click "Sign In" in the top bar.

A screenshot of the EBSCO library website interface. At the top, there is a blue navigation bar with the following items: "eBooks", "Sign In" (with a red arrow pointing to it), "Folder" (with a folder icon), "Preferences", "Languages" (with a dropdown arrow), and "Home" (partially visible). Below the navigation bar, the main content area features the text "Leonardo da Vinci Academy" in a large, black, cursive font, underlined with a green line. Below this, the text "The Renaissance of Education" is written in the same cursive font. To the right of the main text, the name "LEONARDO" is visible in a smaller, black, sans-serif font. At the bottom of the screenshot, there is a link: "Link: eBook High School Collection (EBSCOhost) | Choose Databases".

2. Above the login window, click "Sign up"



3. Now, create your own secure account. Please note that the password requires at least 1 special character (e.g. a period).

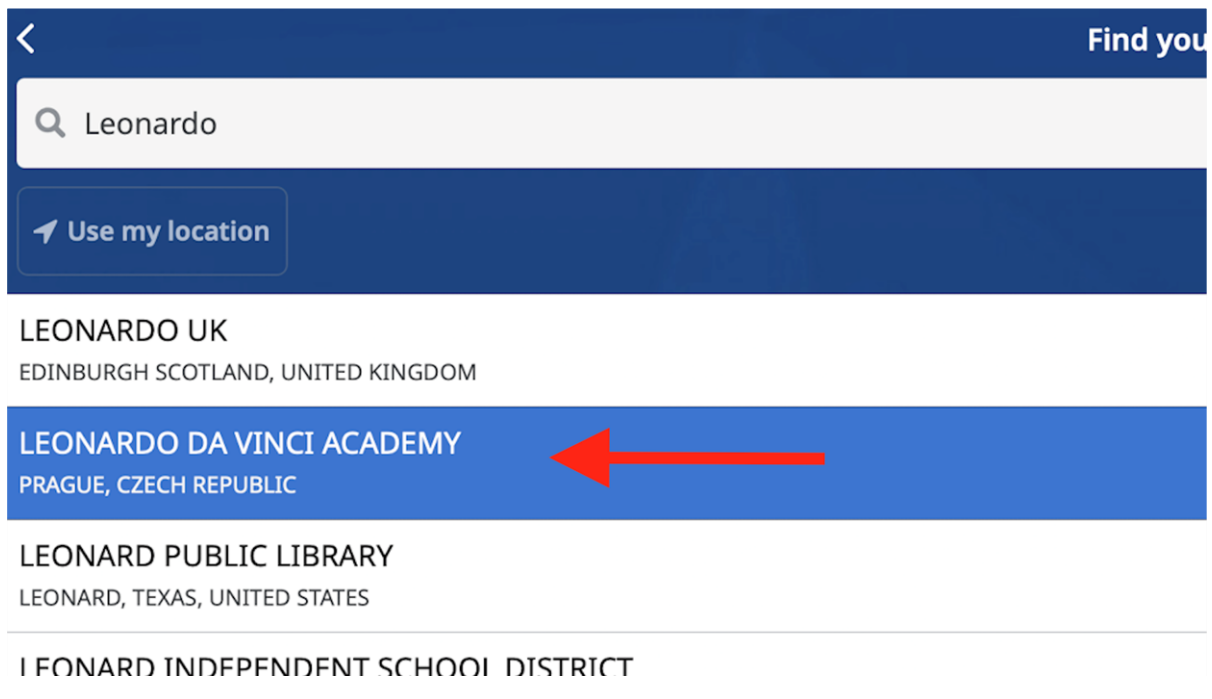
Attention. It is necessary to log in from the school wifi at least once every 90 days and log in to your account. If you don't, access outside of the school wifi will stop working.

Login via mobile app (account required)

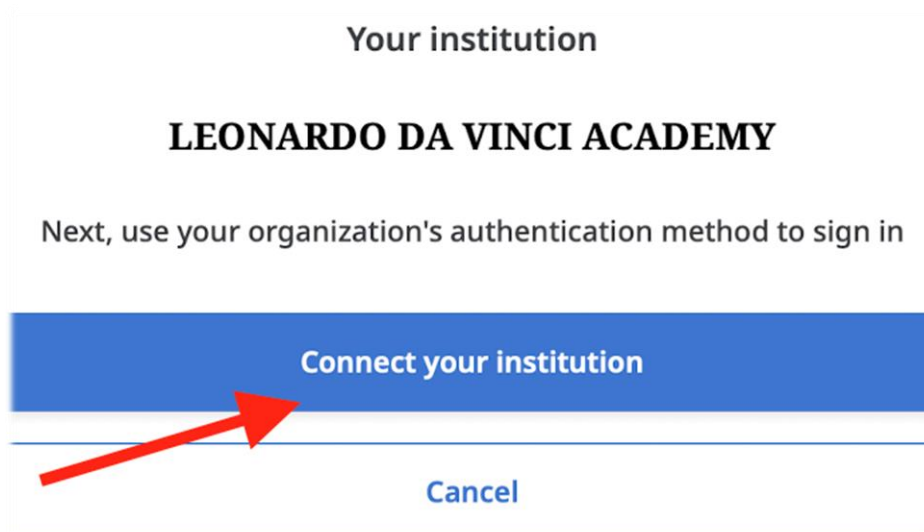
1. Download and install the mobile app

[iOS App Store](#) / [Android Google Play](#)

2. Search for Leonardo Da Vinci Academy (Czech Republic)



2. Choose connect your institution



3. Log in with the account you created on the EBSCO portal

Sign In

User ID

Password

[Forgot your MyEBSCO password?](#)

Sign In

Or

 Sign in with Google